

CREATE | VISUALIZE | INSPIRE



AMD RADEON™ PRO W7600 FOR MAINSTREAM WORKLOADS

GDDR6
8GB

AMD
RONA 3

AMD RADEON™ PRO W7600



KEY FEATURES

8GB GDDR6 Memory

2x AI Accelerators per Compute Unit

2nd Generation Ray Tracing

HVEC / H265 Encode/Decode Support

AV1 Encode (NEW) & Decode³

NEW AI Enhanced Video Encode


NEW AMD Radiance Display™ Engine

DisplayPort™ 2.1 (UHBR 10) with up to 38.7 Gbit/s

Up to 10K60 w/ DSC display support

Support for next-gen displays

3D Stereo Support



50%

MORE RAY TRACING
PERFORMANCE PER CU¹

Higher Quality
Faster Rendering
Beautiful Results



1.5x

MAX TOTAL DATA RATE²

Industry-leading
Radiant colors
Huge displays



24/7

RELIABILITY

Built for demand
Certified performance
Efficient multitasking

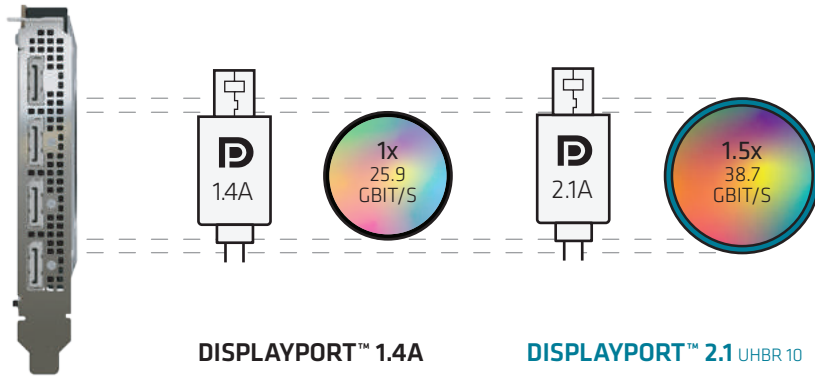
AMD
RADEON
PRO W7600

AMD RADEON™ PRO W7600



AMD RADIANCE DISPLAY™ ENGINE

First Workstation Graphics with DisplayPort™ 2.1



	DISPLAYPORT™ 1.4A	DISPLAYPORT™ 2.1 UHBR 10
HIGH FRAME RATE	8K60 W/ DSC	8K120 W/ DSC
ACCURATE COLOR	6K60 COMPRESSED	6K60 UNCOMPRESSED
LARGER RESOLUTIONS	8K60 W/ DSC	10K60 W/ DSC

TECHNICAL SPECIFICATIONS

GPU Architecture AMD RDNA™ 3	Total Board Power (TBP) 130 W	Form Factor PCIe® Add-in Card	Supported Technologies AMD Remote⁴ Workstation AMD Radeon™ Media Engine AMD Software: PRO Edition AMD Radeon™ VR Ready Creator AMD EyefinityTechnology⁵ (Professionals) AMD Radeon™ ProRender
Hardware Raytracing Yes	PSU Recommendation 350 W	Bus Type PCIe 4.0 x8	Software API Support DirectX 12 Ultimate OpenGL 4.6 Vulkan 1.3.2xx Open CL 2.0
Lithography TSMC 6NM	Dedicated Memory Size 8 GB	Cooling Active	Product Family AMD Radeon™ PRO
Ray Accelerators 32	Memory Data Rate 18 Gbps	Displays Type(s) 4x DisplayPort™ 2.1	Product Line AMD Radeon™ PRO W7000 Series
ROPs 64	Dedicated Memory Type GDDR6	Display Configurations 4x @ 3840x2160px (4K) 4x @ 5120x2880px (5K) 2x @ 7680x4320px (8K)	Platform Desktop Workstation
Stream Processors 2048	AMD Infinity Cache™ Yes, 32 MB	HDR Support Yes	Supported Operating Systems Windows 11 - 64-Bit Edition Windows 10 - 64-Bit Edition Linux x86_64
Compute Units 32	Memory Interface 128-bit	8K Support Yes	External Power Connectors 1x6-Pin Power Connectors
Shaders 64	Peak Memory Bandwidth up to 288 GB/s	16K Support No	
Peak Half Precision (FP16) Performance 39.98 TFLOPS	Memory ECC Support No	Board Height Full Height	
Peak Single Precision (FP32) Performance 19.99 TFLOPS	4K H264 Encode Decode Yes Yes	Board Length 9.5" (241 mm)	
Peak Double Precision (FP64) Performance .62 TFLOPS	H265/HEVC Encode Decode Yes Yes	Board Width Single Slot	
Transistor Count 13.3 Billion	AV1 Encode Decode Yes Yes		
	3D Stereo Support Yes		

AMD
RADEON
PRO W7600


AMD RADEON™ PRO W7600



PERFORMANCE

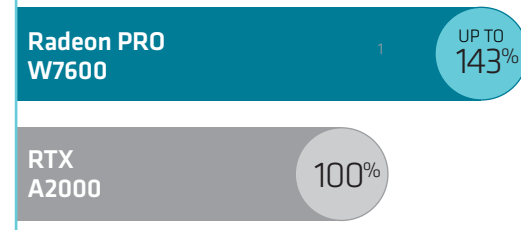
Generational Performance

SPECviewperf® 2020, Relative to the Radeon™ PRO W6600. Higher is Better.



SOLIDWORKS

4K GPU Composite Score. Relative to the RTX A2000. Higher is Better.




Twinmotion

Relative to the RTX A2000. Lower is Better.



Blackmagic DaVinci Resolve

4K Media Score, Higher is Better.



RPW-431: Testing as of June 28, 2023, by AMD Performance Labs on a test system comprised of an AMD Ryzen Threadripper PRO 5945WX, 64GB DDR4-2133MHz RAM, Windows® 11 Pro build 22H2, 64-bit, AMD Software: PRO Edition 23.10 RCPI7 with AMD Radeon™ PRO W7600, W7500 vs. AMD Software: PRO Edition 23.01 with AMD Radeon™ PRO W6600 at 3840x2160 display resolution. Benchmark Application: SPECviewperf 2020 V3.1 (Geomean across 3dsmax-07, catia-6, creo-03, energy-03, maya-06, medical-03, snx-04, solidworks-07) Additional information about the SPEC benchmarks can be found at www.spec.org/gwpg. SPEC® and SPECviewperf® are registered trademarks of the Standard Performance Evaluation Corporation. Results may vary. RPW-431

RPW-436: Testing as of June 28, 2023, by AMD Performance Labs on a test system comprised of an AMD Ryzen Threadripper PRO 5945WX, 64GB RAM, Windows® 11 Pro build 22H2, 64-bit, AMD Radeon™ PRO Software 23.10 RCPI7 with AMD Radeon™ PRO W7600, W7500, and vs. similarly configured system with Nvidia Driver 528.95 with Nvidia T1000, RTX A2000 at 3840x2160 display resolution. Benchmark Application: SPECcap® SOLIDWORKS 2022 (4K). Additional information about the SPEC benchmarks can be found at www.spec.org/gwpg. SPEC® and SPECviewperf® are registered trademarks of the Standard Performance Evaluation Corporation. Results may vary. RPW-436

RPW-438: Testing as of June 28, 2023, by AMD Performance Labs on a test system comprised of an AMD Ryzen Threadripper PRO 5975WX, 64GB DDR4 3600MHz RAM, Windows® 11 Pro build 22H2, 64-bit, AMD Radeon™ PRO Software 23.10 n33-230502a-391494e with AMD Radeon™ PRO W7600, W7500, and vs. similarly configured system with Nvidia Driver 528.95 with Nvidia T1000, RTX A2000 at 3840x2160 display resolution. Benchmark Application: Epic Games Twinmotion - GPU Rendering Times. Results may vary. RPW-438

RPW-441: Testing as of June 28, 2023 by AMD Performance Labs on a test system comprised of an AMD Ryzen Threadripper PRO 5945WX, 64GB RAM, Windows® 11 Pro build 22H2, 64-bit, AMD Radeon™ PRO Software 23.10 RCPI7 with AMD Radeon™ PRO W7600, W7500, and vs. similarly configured system with Nvidia Driver 528.95 with Nvidia T1000, RTX A2000 at 3840x2160 display resolution. Benchmark Application: PugetBench for After Effects - GPU Score. Results may vary. RPW-441

1 PW-428: 50% more RAYTRACING performance per CU Based on November 2022 AMD internal performance lab measurement of rays with indirect calls on W7900 GPU vs. W6800 GPU. RPW-428

2 RPW-434: The AMD Radeon™ PRO W7600 graphics card has DisplayPort™ 2.1 with up to 9.675 Gbit/s per lane is 1.5x higher bandwidth vs. DisplayPort 1.4a with up to 8.1 Gbit/s per lane on the AMD Radeon™ PRO W6600. RPW-434

3 GD-176: Video codec acceleration (including at least the HEVC (H.265), H.264, VP9, and AV1 codecs) is subject to and not operable without inclusion/installation of compatible media players. GD-176

4 Learn more at www.amd.com/en/technologies/remote-workstation

5 Learn more at www.amd.com/en/technologies/eyefinity-professionals

The information contained herein is for informational purposes only and is subject to change without notice. While every precaution has been taken in the preparation of this document, it may contain technical inaccuracies, omissions, and typographical errors, and AMD is under no obligation to update or otherwise correct this information. Advanced Micro Devices, Inc. makes no representations or warranties with respect to the accuracy or completeness of the contents of this document, and assumes no liability of any kind, including the implied warranties of noninfringement, merchantability or fitness for particular purposes, with respect to the operation or use of AMD hardware, software or other products described herein. No license, including implied or arising by estoppel, to any intellectual property rights is granted by this document. Terms and limitations applicable to the purchase or use of AMD's products are as set forth in a signed agreement between the parties or in AMD's Standard Terms and Conditions of Sale. GD-18

© 2023 Advanced Micro Devices, Inc. All rights reserved. AMD, the AMD Arrow logo, AMD RDNA, Radeon, Ryzen, Threadripper, and combinations thereof are trademarks of Advanced Micro Devices, Inc. SPEC®, SPECviewperf®, and SPECcap® are trademarks or registered trademarks of Standard Performance Evaluation Corporation (SPEC). Learn more at www.spec.org. Only and may be trademarks of their respective owners.

